

DATA SHEET

SPD for Two Pair Exposed Lines

RayDat SUI-4 Series

D1 • C1 • C2 • C3

*UL Listed



IEC/EN Category: D1/C1/C2/C3

Surge Discharge Ratings: I_n : 20 kA, I_{max} : 30 kA, I_{imp} : 5 kA

Voltages: 5, 12, 15, 24, 30*, 48, 60V DC

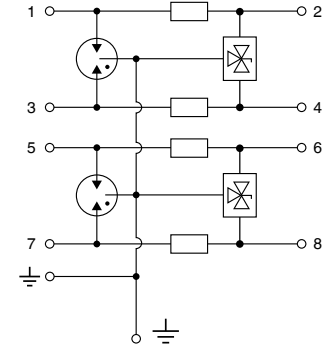
Frequency Range: 30 MHz

Housing: Modular Design

Compliance: IEC/EN 61643-21

UL 497B 4th Edition

Configuration:



Technical Data

SUI-4 Series

5 12 15 24 30* 48 60

Electrical

Lines Protected	2 (4 Conductors)							
Nominal Operating Voltage (DC)	U_n	5V	12V	15V	24V	30V	48V	60V
Maximum Continuous Operating Voltage (DC)	U_c	6V	15V	18V	28V	33V	52V	64V
Rated Load Current at 25°C	I_L	1 A						
C2 Nominal Discharge Current (8/20µs)	I_n	20 kA						
Maximum Discharge Current (8/20µs)	I_{max}	30 kA						
D1 Impulse Current (10/350µs)	I_{imp}	5 kA						
Residual Voltage at 5kA (8/20µs)	U_{res}	<22V	<42V	<48V	<70V	<80V	<140V	<160V
Rated Spark Overvoltage	(Line-Ground)	7-10V	16-21V	21-25V	31-37V	36-44V	57-69V	68-84V
	(Line-Line)	7-10V	16-21V	21-25V	31-37V	36-44V	57-69V	68-84V
Response Time Overvoltage Protection	t_A	< 1 ns						
Thermal Protection		Yes						
Insulation Resistance of the Protection	R_{iso}	≥ 6 KΩ	≥ 15 MΩ	≥ 18 MΩ	≥ 28 MΩ	≥ 33 MΩ	≥ 52 MΩ	≥ 64 MΩ
Serial Resistance per Path	R	1.6-2.0Ω						
Transverse Capacitance	C	50 pF						
Cut-off Frequency	f_G	30 MHz						

Mechanical

Temperature Range	-40 °F to +176 °F [-40 °C to +80 °C]							
Terminal Cross Section Multi-strand (max.)	12 AWG [4 mm ²]							
Terminal Screw Torque	4.5 lbf-in [0.5 Nm]							
Degree of Protection IEC/EN 60529	IP20 (built-in)							
Housing Material	Thermoplastic; Grey; Extinguishing Degree V-0							
Mounting IEC/EN 60715	35mm DIN Rail							

Order Information

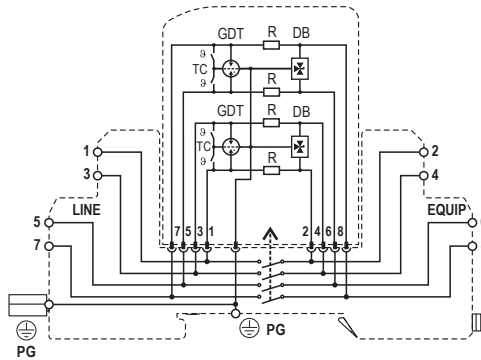
Order Code	5	12	15	24	30*	48	60
SUI-4-xxx	7083.21	7083.22	7083.23	7083.24	7083.25	7083.26	7083.27
SUI-4-xxxM (module)	7083.29	7083.30	7083.31	7083.32	7083.33	7083.34	7083.35

RayDat SUI-4 Series

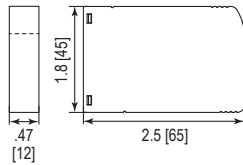
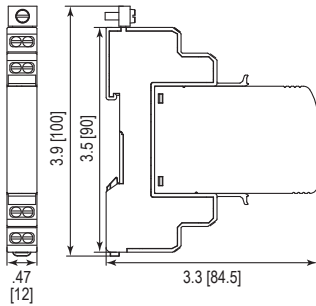
Internal Configuration

Legend

- DB Diode Block
- GDT Gas Discharge Tube
- PG Protective Grounding
- R Resistor
- TC Thermo-clip



Dimensions & Packaging



SUI-4 Series	5	12	15	24	30	48	60
Dimensions							
Weight per Unit	2.46 oz [70g]						
Dimensions DIN 43880	2/3 TE						
Packaging Dimensions (Single Unit)	3.4 x .59 x 4" [87 x 15 x 102mm]						
Minimum Package Quantity	15 pieces						

SUI-4-xxxM Series	5	12	15	24	30	48	60
Dimensions							
Weight per Unit	1.05 oz [30g]						
Packaging Dimensions (Single Unit)	3.4 x .59 x 4" [87 x 15 x 102mm]						
Minimum Package Quantity	15 pieces						

inches
[mm]

Information contained in this document is subject to change at any time without notice.

